

Characteristics and Home Support Needs of People with MS in Western Australia

By Dr Margaret Giles and
Dr Gill Lewin

Silver Chain

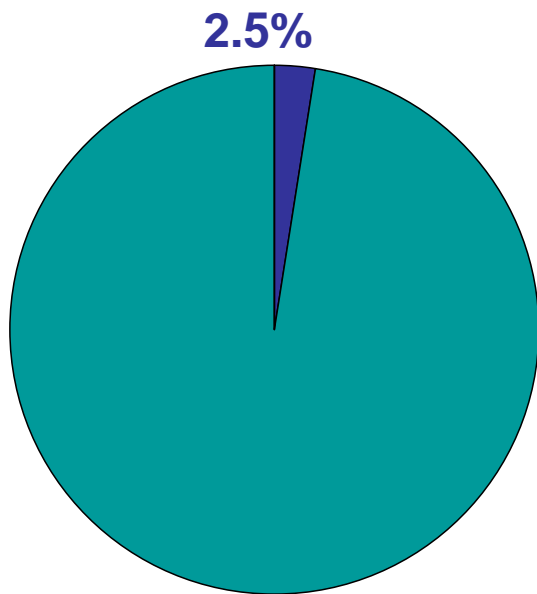
Presenter: Boshra Yazahmeidi

An Investigation into the Home Support Needs of Adults Living with MS, HD, PD, and MND

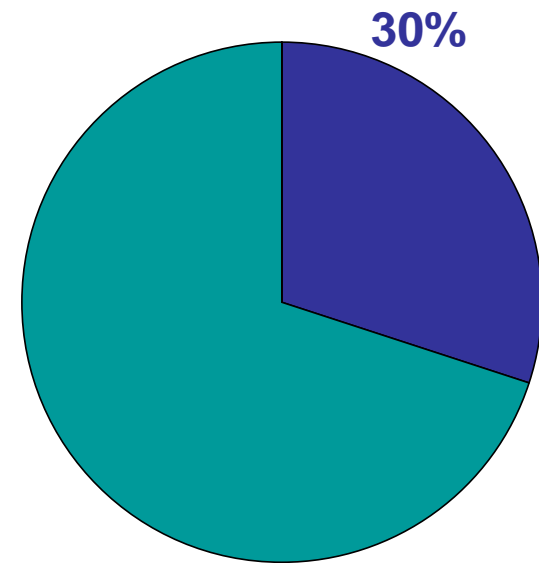
- Alzheimer's Association of WA
- Multiple Sclerosis Society of WA
- Australian Huntington's Disease Association WA
- Neurological Council of WA
- Brightwater Care Group
- Parkinson's WA Inc
- Edith Cowan University
- Perth Home Care Services
- Mercy Aged Care
- Silver Chain
- Motor Neurone Disease Association of WA
- WA Health Department (Neurosciences Unit)
- Disability Services Commission

Background

Proportion of Silver Chain Clients



Proportion of Silver Chain Home Care Services Provided



Methods

- Postal survey
- In-depth interviews
- Data linkage
- Summary statistics



MSS Member Characteristics

- N = 2,310
- Female to male ratio = 3.1 :1

Australia	Europe
3.2 :1	2.3 :1
3 :1	2 :1
2.7 :1	1.7 :1
2.6 :1	



MSS Member Characteristics

- Mean Age of Members at 2006

Gender	N	Mean (years)	Standard Deviation	Min (years)	Max (years)
Total	2263	51.9	14.0394	2	100
Male	554	52.2	14.1381	2	100
Female	1709	51.9	14.0103	2	96

MSS Member Characteristics

- Mean Diagnosis Age of Members at 2006

Gender	N	Mean (years)	Standard Deviation	Min (years)	Max (years)
Total	1672	40.3	11.5647	1	87
Male	404	40.7	11.6984	13	80
Female	1268	40.2	11.5238	1	87

MSS Member Characteristics

- Years since Diagnosis at 2006

Gender	N	Mean (years)	Standard Deviation	Min (years)	Max (years)
Total	1682	10.2	8.1755	0	57
Male	406	10.3	8.7740	0	57
Female	1276	10.2	7.9792	0	57

MSS Member Characteristics

- Location of Members at 2006

- N = 2310
- 64.3% in metro area
- 17% in country area
- 17.4% unknown




- Residence Type of Members at 2006

- N = 1255
- 91.1% in private residence
- 5% in other
- 2.2% in residential care



MSS Member Characteristics

- Living Arrangements of Members at 2006
 - 79.8% do not live alone (N = 1255)
 - Of these:
 - 54.8% live with partner
 - 28.3% live with partner and child
 - 10.3% live with other relatives
 - 5.3% live with others
 - 1.2% live with parents
 - N = 922



MSS Member Characteristics

- Carer Status of Members at 2006
 - 66.5% have a carer (N = 938)
 - 85.8% are live-in carers (N = 605)



Survey Results (MS Respondents)

- 2,800 clients
- 1,071 surveys returned
- Response rate > 38%
 - Number with MS = 608 (56.8%)
 - 96.2% are MSS members
 - 2.6% are not MSS members
 - 1.2% unknown
 - Mobility
 - 56.7% not needing or using walking stick or frame
 - 26.8% use walking sticks/frame inside and/or outside home
 - 16.5% use wheelchairs

Survey Results (MS Respondents)

- Year Symptoms first Noticed (N = 502)
 - Range from 1938 – 2007

	Prior 1980	1980s	1990s	2000-2007
Percentage (%)	18.5	24.3	34.4	22.7

- Year of first MS Diagnosis (N = 585)
 - Range from 1949 - 2007

	Prior 1980	1980s	1990s	2000-2007
Percentage (%)	6.7	16.4	39.1	37.8

Survey Results (MS Respondents)

- Health
 - 37.4% have other medical conditions/disability
 - >50% of respondents have difficulty with:
 - Balance
 - Fatigue
 - Heat intolerance
 - Weak arms/ legs
 - Bladder incontinence
 - Clumsiness
 - Lapses of concentration
 - Muscle spasms
 - Remembering
 - Sleep disturbance
 - Eyesight

Next stages

- Interviews and vignettes
- Linked data